

# MANISCOPIC

**MT 1030**  
S & ST



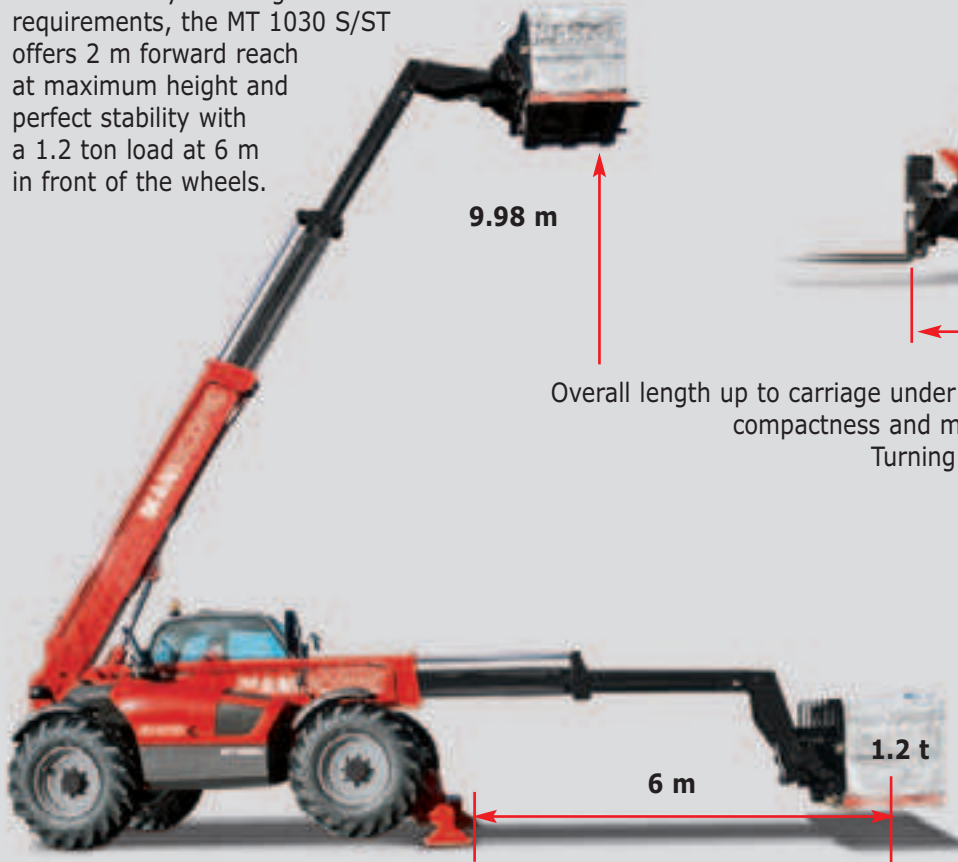
- Capacity: 3000 kg
- Lift height: 9.98 m
- Compact stabilizers
- Load Place System (LPS)
- Torque convertor transmission

 **MANITOU**

Courtesy of Crane.Market

# Exceptional lifting performances...


To match daily handling requirements, the MT 1030 S/ST offers 2 m forward reach at maximum height and perfect stability with a 1.2 ton load at 6 m in front of the wheels.



# ...without compromising compactness



Overall length up to carriage under **5 m** and short rear overhang offer all the compactness and manoeuvrability required in confined sites. Turning radius of **3.75 m** for easy manoeuvring.



Proportional and independent stabilizers lowering on a 2.21 m width. Ideal in restricted spaces with minimum damage to the surface.


# All the power required for loading

**95 or 101 HP** Perkins Engine and torque converter transmission driving a 4 speed gear box, perfectly suited for travelling on the road.

**8200 daN (S)** or **8300 daN (ST)** drawbar pull enabling fast achievement of any loading task.

Hydraulic Pump operating at **250 bars** and supplying a **105 l/mn** flow.

Simultaneous use of hydraulic functions and **5350 daN** tear out force.



# Efficient on site

## Load Place System (LPS)

Two proportional and simultaneous hydraulic functions in one hand.



**PLACING:**  
Lift/Lower + Tel Out/Tel In



**LOADING:**  
Lift/Lower + Crowd/Dump

Dual lever system fitted directly on valve bank. Transmission cut off switch allocating all the engine power to hydraulic performances.

In addition, the forward/reverse selector is now integrated into the **LPS**, allowing the operator to keep the left hand on the steering wheel for greater safety.



# Total safety

As well as exceptional performances, the MT 1030 S/ST operates in total safety whatever the environment or the task to undertake.



**Brakes on both axles**





**Progressive Safe Load Indicator**


\* Option : Automatic cut off of endangering movements





# MT 1030 S/ST


 **Lifting capacity** .....3000 kg  
at 500 mm from forks heels.  
Tipping load at maximum reach .....1160 kg  
Tear at force with toothed  
digging bucket (Iso 8313 - 1986) .....5330 daN


 **Lifting height** .....9.98 m  
**Times:** Unladen/loaded (in s)  
Lifting .....6.7/9  
Lowering .....5.2/5.4  
Simultaneous extension 1<sup>st</sup> and 2<sup>nd</sup> booms ...13.8/14.2  
Simultaneous retraction 1<sup>st</sup> and 2<sup>nd</sup> booms .....8.6/7.3  
Time unladen (in s)  
Crowding .....3  
Dumping .....2.5


 **Tyres**  
400/80 - 24 156 A8 TL

 **Forks (mm)**  
Length .....1200  
Width x thickness .....125 X 45  
Maximum distance between forks .....1040  
Carriage rotation .....126°


 **Hydraulically operated brakes  
with oil-immersed multi discs on both axles**

 **Perkins Engine**  
Type S: .....1104D-44T  
ST: .....1104D-44TA  
Capacity .....4 cyl. 4400 cm<sup>3</sup>  
Power (ISO 14396) S: .....70 kW/95 HP  
ST: .....74,5 kW/101 HP  
Maximum torque S: .....392 Nm at 1400 rpm  
ST: .....410 Nm at 1400 tr/mn  
Direct injection  
Water cooling

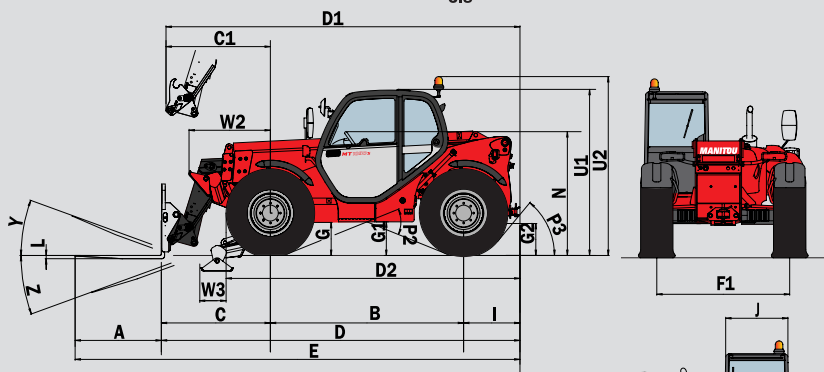
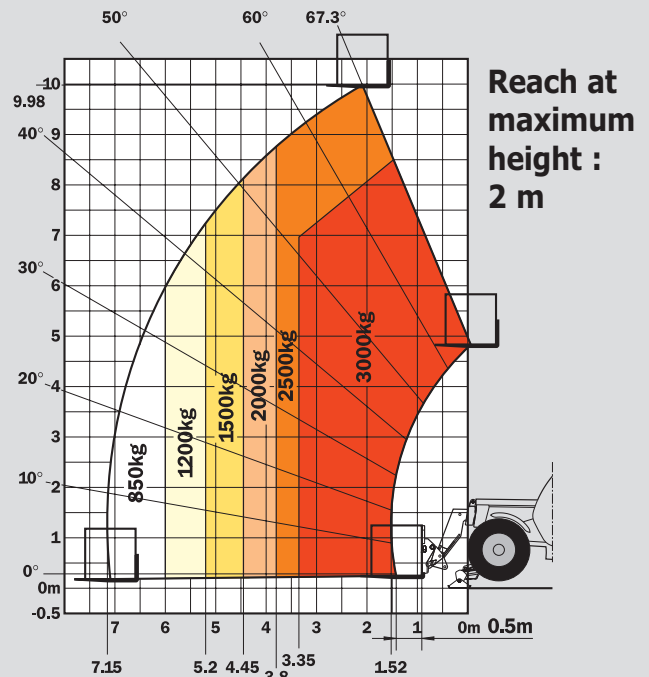
 **Transmission** .....Torque Convertor  
Electro - Forward/Reverse selector  
4 gears forward and reverse  
Maximum travel speed .....25 km/h

 **Hydraulics**  
Gear type: .....250 bars /105 l/mn  
Flow divider with priority to steering and brakes.

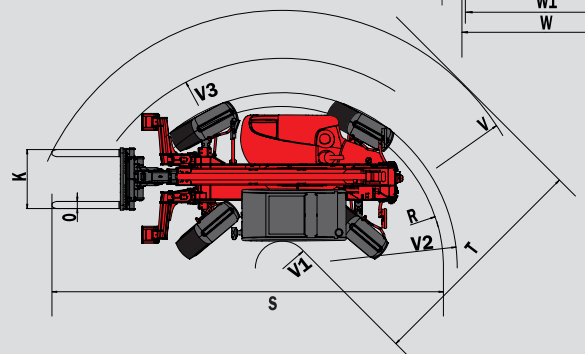
 **Capacities**  
Cooling system .....18.5 l.  
Engine oil .....10.5 l.  
Hydraulic oil .....125 l.  
Transmission oil .....15.5 l.  
Fuel tank .....120 l.

 **Weight unladen (with forks)** .....7470 kg  
**Overall width** .....2.26 m  
**Overall height** .....2.30 m  
**Turning radius (outside wheels)** .....3.75 m  
**Length up to carriage** .....4.99 m  
**Ground clearance** .....0.44 m  
**Drawbar pull** .....8200/8300 daN

Under Norme  
EN 1459  
annexe B



	mm
A	1200
B	2690
C	1513
C1	1602
D	4992
D1	5081
D2	4064
E	6192
F	1846
G	455
G1	440
G2	440
G3	220
I	789
J	865
K	1040
L	45
N	1690
O	125
P2	44°
P3	53°
R	3545
S	7810
T	3640
U1	2300
U2	2550
V	4950
V1	1310
V2	3753
V3	4200
W	2261
W1	2210
W2	1132
W3	340
Y	12°
Z	114°



### Standard :

- Beacon
- Floating forks carriage
- Attachment hydraulic line
- Reverse alarm and lights

### Options :

- Wide range of attachments (buckets, jibs, made to measure attachments)
- Air conditioning
- Work lights
- ...

